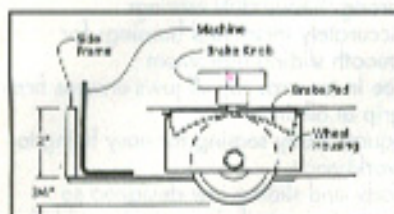




**NEW!**



New Locking Swivel Casters

### MOBILE BASES

- Exclusive three point level system provides a solid stable stance
- Two straight locking casters
- The joint swivel caster is now lockable on all black mobile bases with a convenient foot lever
- All mobile bases are built from solid steel tube construction with heavy duty casters for long life and added durability
- They features a powder coated finish which is about 30 times more durable than a painted finish

Stock Number	Model	Length (in) A	Width (in) B	Style	Compatible with Models
708170	JWB-140S	17.13	26.43	J	JET JWS-140S
708171	JWB-14CS	14.75	17.25	J	JET JWS-14CS
708172	JWB-JWTS10	24.00	20.50	J	JET JWS-10 w/30" Fence, no legs
708173	JWB-JWCS30	17.50	20.75	J	JET JWS-10JE Powermatic #30 Sander
708174	JWB-JTSS50	20.50	62.50	G	JET JWS-10 w/50" fence, Delta Cabinet size w/50" fence and others
708175	JWB-6CSX	13.25	19.38	J	Most 6" closed stand jointers
708176	JWB-3CS	17.00	24.75	J	Most 6" closed stand jointers
708177	JWB-1236	18.25	43.12	I	JET JWL-1236 and Delta 46-70S
708178	JWB-18HD	21.00	21.00	B3	JET JWS-18HD
708179	JWB-JTAS-10	20.50	20.50	A	JET JWS-10 w/30" fence w/o legs and others
708180	JWB-JWTS52	24.00	61.50	G	JET JWS-10 w/52" fence & legs
708181	JWB-JJ60S	22.50	26.00	K	Most 6" open stand jointers
708182	JWB-17WF	13.00	20.25	K	Most 1 1/2" drill presses
708183	JWB-JWTS30	24.00	41.50	B1	JET JWS-10 w/30" fence and legs
708184	JWB-JTAS30	20.50	47.50	B1	JET JWS-10 and Delta Unions w/30" fence & legs
708185	JWB-JWS34L	19.75	19.75	J	JET JWS-34L and Sunhill CT-01A
708186	JWB-18BS	17.75	26.13	A	JET JWS-18
708187	JWB-JWS22CS	15.50	15.50	Q	JET JWS-22CS
708188	JWB-JWVS10	17.43	17.43	J	JET JWS-10
708189	JWB-PW6650	23.25	63.00	G	Powermatic 66 w/50" fence & legs
708190	JWB-DCS-10	23.25	25.75	J	Delta 34-444, 36-440, DC-33 and DC-380
708191	JWB-15P	25.00	25.00	J	Most 15" planers
708192	JWB-PW23	19.25	17.00	J	Powermatic #23 shaper and other tools
708193	JWB-PM50	16.50	22.62	J	Powermatic Model #50 jointer
708194	JWB-DTS10	25.75	47.50	B	Delta tablesaw 34-445, 36-490 and 36-445
708195	JWB-DTS	21.88	31.38	I	Delta 11-090, 50-330 and 31-695
708196	JWB-PW6452	21.50	25.00	J	Powermatic #44 tablesaw, JET WSS-3 and other tools
708197	JWB-PM54	18.00	19.00	B2	Powermatic Artisan #54 jointer
708198	JWB-HPS-10	21.50	23.12	J	Powermatic #66, #26, #26PS and other tools
708199	JWB-HDS-210	25.50	28.00	B3	Delta 50-315 and 31-280
708200	JWB-GTS350	22.25	62.50	G	General 350 and 350-1 tablesaw
708201	JWB-PM650	32.12	47.50	B1	Powermatic #66 w/30" fence
708202	JWB-DTS1050	25.75	62.50	G	Delta cast base Unisaw w/50" fence
708203	JWB-D18	17.00	36.50	J	Delta 37-350 jointer
708204	JWB-20P	23.50	27.75	D	Most 20" Planers
708205	JWB-PM6452	21.50	62.50	J	Powermatic #64 tablesaw w/52" fence
708206	JWB-SH15WB	34.50	29.00	Q	Sunhill 15" wide belt sander
708207	JWB-HS0152	21.25	21.25	J	Delta cast base Unisaw and 2 HP shaper
708208	JWB-DUCB	11.75	62.50	G	Delta cast base Unisaw w/50" fence
708209	JWB-IMCA2100	24.75	26.50	A	Inca tablesaw 2100SE and 2200
708210	JWB-WM2675	22.00	37.00	B2	Woodmaster sander #2675
708211	JWB-R10R20	20.00	32.00	Q	BBI planer #120
708212	JWB-2627	21.25	23.12	Q	Powermatic shaper #27, #27PS, #26 & #26P
708213	JWB-WM725	24.50	36.50	D	Woodmaster #725
708214	JWB-WM3875	22.00	49.00	D	Woodmaster sander #3875
708216	JWB-JSG40C	19.00	23.00	J	JET JSG-40C
708220	Universal Mobile Base				
708217	JWB-P24	17.38	21.62	J	Fits Powermatic 24 Shaper, JET JWS-25CS

This product comes with a **2** year warranty



### MOBILE BASES

- The Mobile Bases add new dimensions of flexibility to your POWERMATIC machines
- Equipment previously considered immovable can easily be moved by only one person
- Rearrange your shop for special projects in just minutes.
- These bases are collapsible for ease of shipment.
- They consist of heavy-duty all welded steel tubular frame and non-marking wheels that independently lock for added stability.

### PRODUCT DESCRIPTION

2042335	Mobile Base for Model 66, 10" Table Saw extended/closed stand
2042342	Mobile Base for Model 66, 10" Table Saw open stand (same as JET model 708189)
2042336	Mobile Base for Model 66, 10" (fits saw stand only)
2042336	Mobile Base for Model 27, Shaper
2042336	Mobile Base for Model 27, Super Shaper
2042337	Mobile Base for Model 50, 6" Jointer
2042337	Mobile Base for Model 60, 8" Jointer
2042338	Mobile Base for Model 24, Shaper
2042338	Mobile Base for Model 84, (on optional stand) Combination Sander
2042339	Mobile Base for Model 64, 10" Table Saw
2042340	Mobile Base for Model 54, 6" Jointer
2042367	Mobile Base for Model 64A, extended saw ; Mobile base for 54A
2042370	Mobile Base for use with Model 64A, with Rout-R-Lift table
2042371	Mobile Base for use with Model 66, with Rout-R-Lift table

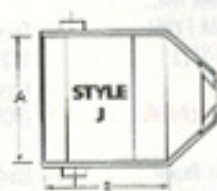
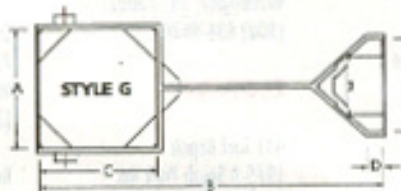
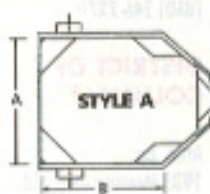
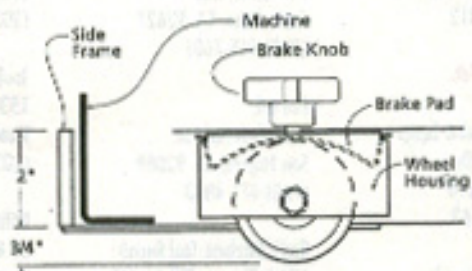
This product comes with a **2** year warranty



**NEW!**

### MOBILE BASES

- Exclusive three point level system provides a solid stable stance
- Two straight locking casters
- The joint swivel caster is now lockable on all black mobile bases with a convenient foot lever
- All mobile bases are built from solid steel tube construction with heavy duty casters for long life and added durability
- They features a powder coated finish which is about 30 times more durable than a painted finish



Stock Number	Model	Length (in) A	Width (in) B	Style	Compatible with Models
708174	JWB-JTAS-50	20 1/2	62 1/2	G	JTAS-10 w/50" fence/lags
708179	JWB-JTAS-30	20 1/2	20 1/2	J	JTAS-10 w/30" fence
708184	JWB-JTAS-30	20 1/2	47 1/2	B	JTAS-10 w/30" fence/lags
708186	JWB-BS1B	17 1/4	26 1/4	A	Fits 14" fence/lags